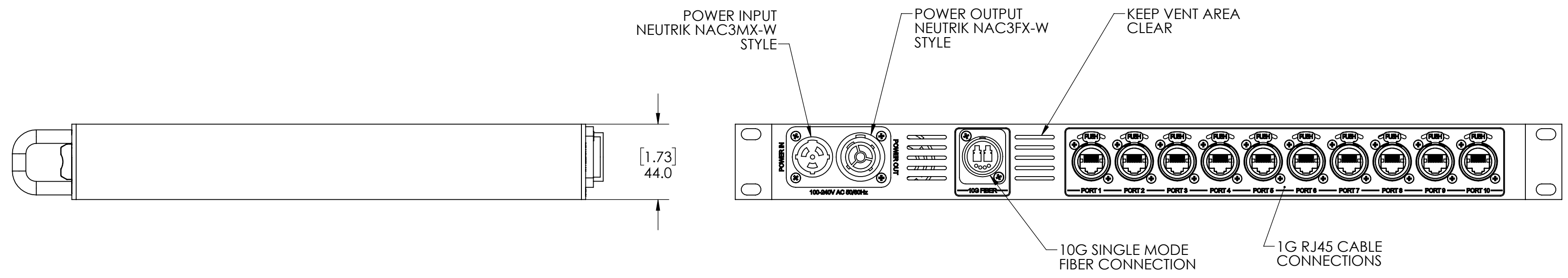
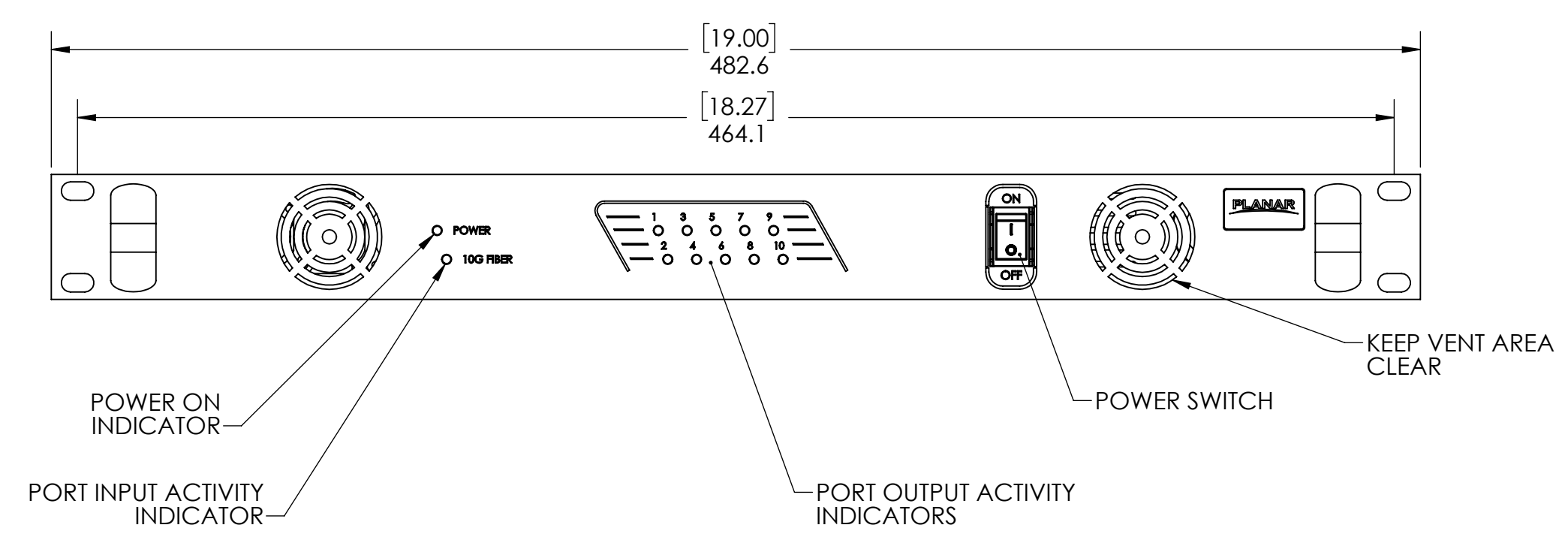
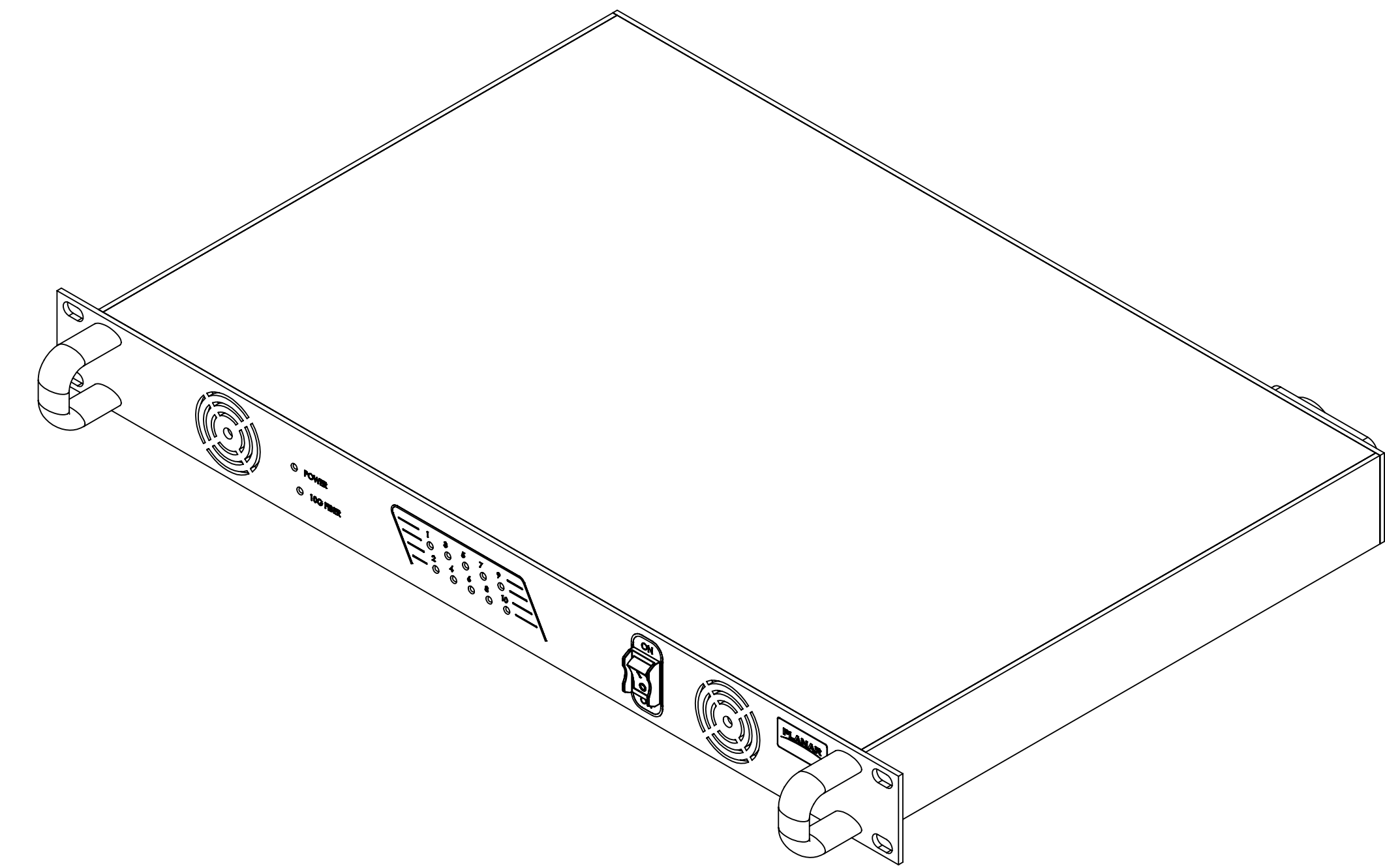



REVISION HISTORY					
ECO	ZONE	REV.	DESCRIPTION	DATE	APPR'D



1. SPECIFICATIONS SUBJECT TO CHANGE WITHOUT NOTICE.  
 NOTES: UNLESS OTHERWISE SPECIFIED.

UNLESS OTHERWISE SPECIFIED: DIMENSIONS ARE IN MILLIMETERS [INCHES]		ENGR BY		 <small>PLANAR SYSTEMS, INC.        1195 NE COMPTON DRIVE        HILLSBORO, OR 97006 USA</small>
TOLERANCES:		DRAWN BY	EJS	
X= ±1	XX= ±25	CHECKED BY		TITLE
.X= ±.5	∠= ±1°	USED ON		10G FIBER TO 1G CAT RACK MOUNT CONVERTER
DIMENSIONING AND TOLERANCING PER ASME Y14.5M-1994		MATERIAL		SIZE
THIRD ANGLE PROJECTION		FINISH		D T10-F-C1G
				DRAWING NO.
				T10 OUTLINE
				REV
				A
SCALE	1:2	DO NOT SCALE	SHEET	1 OF 1

THIS DRAWING CONTAINS INFORMATION PROPRIETARY TO PLANAR SYSTEMS, INC. ANY REPRODUCTION IN PART OR WHOLE WITHOUT THE WRITTEN PERMISSION OF PLANAR SYSTEMS IS PROHIBITED. THIS DRAWING IS SUPPLIED FOR INFORMATION, IDENTIFICATION, ENGINEERING, EVALUATION, AND/OR INSPECTION PURPOSES ONLY AND MAY NOT BE USED AS BASIS FOR THE MANUFACTURING OF PRODUCTS OR THE FURNISHING OF SERVICES TO PLANAR SYSTEMS OR TO ANY THIRD PARTY UNLESS AUTHORIZED IN WRITING BY PLANAR SYSTEMS.