

# LCD Monitor Arm



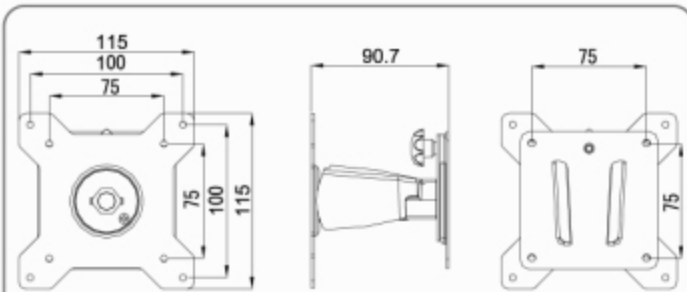
## ⚠ Caution

1. The manufacturer shall not be legally responsible for any equipment damage or personal injury caused by incorrect installation or operation other than that covered in this manual.
2. The wall mount is designed for easy installation and removal. The manufacturer shall not be liable for damage to equipment or personnel injuries arising out of human factors or acts of God, such as earthquake or typhoon.
3. It is recommended that the Wall mount bracket be installed by qualified personnel only.
4. To ensure safe installation, first check the structure of the wall and select a secure mounting location.
5. The maximum display weight the Wall mount bracket can support is below 12Kg.(26lbs.).
6. Since the manufacturer has no way to control the wall type and installation of wall mount, the warranty of the product shall only cover the body of the wall mount.

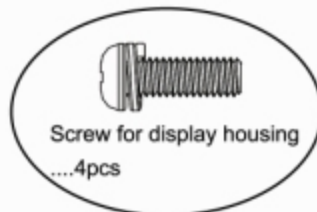
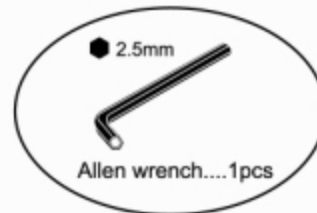
## Instruction Manual

78AR0110101A

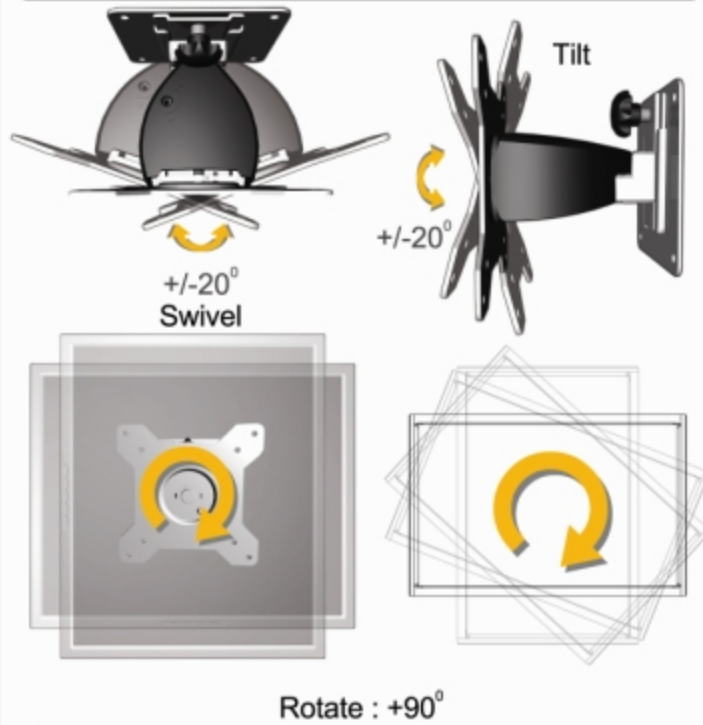
### AR011 Physical Dimensions (mm)



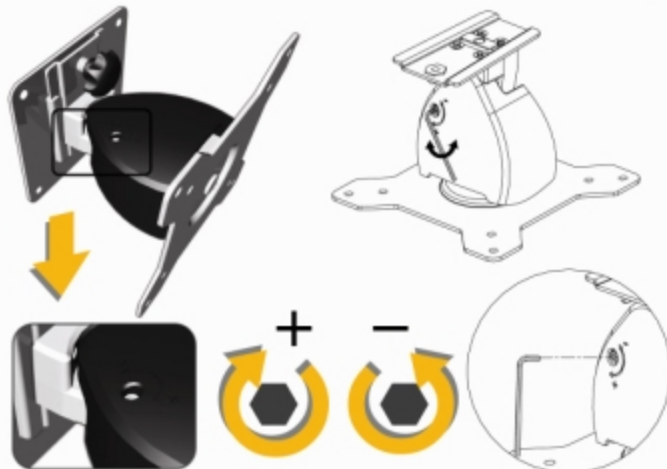
### Enclosed Parts



### Swivel & Tilt & Rotate(Pivot)



### Torque Adjust



## Installation Process

